

**Site Usage**

**1,281,528 Visits**

Previous: 2,695,471 (-52.46%)

**74.45% Bounce Rate**

Previous: 67.16% (10.86%)

**2,345,884 Pageviews**

Previous: 5,433,327 (-56.82%)

**00:01:20 Avg. Time on Site**

Previous: 00:01:27 (-8.48%)

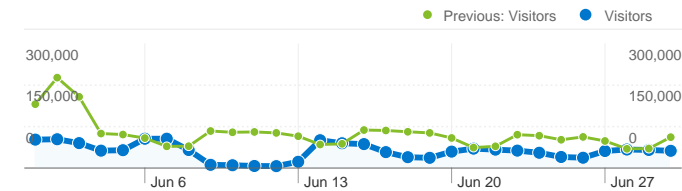
**1.83 Pages/Visit**

Previous: 2.02 (-9.19%)

**71.66% % New Visits**

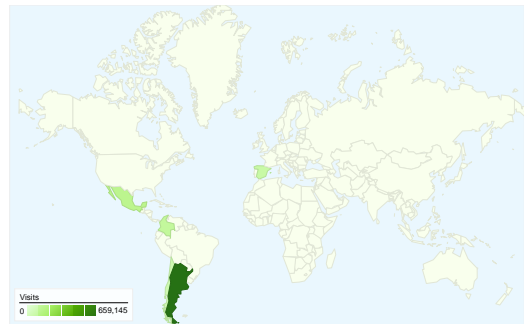
Previous: 73.11% (-1.99%)

**Visitors Overview**

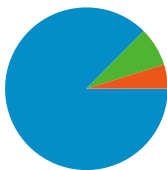


**Visitors**  
**1,119,107**

**Map Overlay**

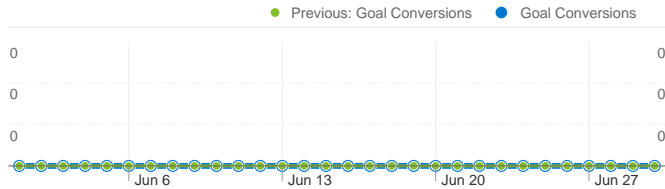


**Traffic Sources Overview**



- **Search Engines**  
1,120,471.00 (87.43%)
- **Referring Sites**  
99,431.00 (7.76%)
- **Direct Traffic**  
61,625.00 (4.81%)
- **Other**  
1 (> 0.00%)

## Goals Overview

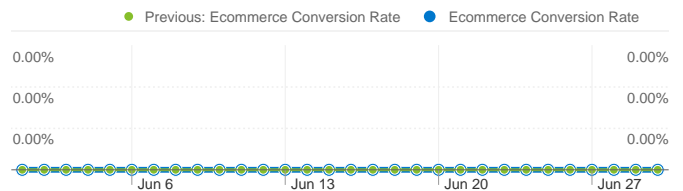


**Goal Conversions**  
**0**

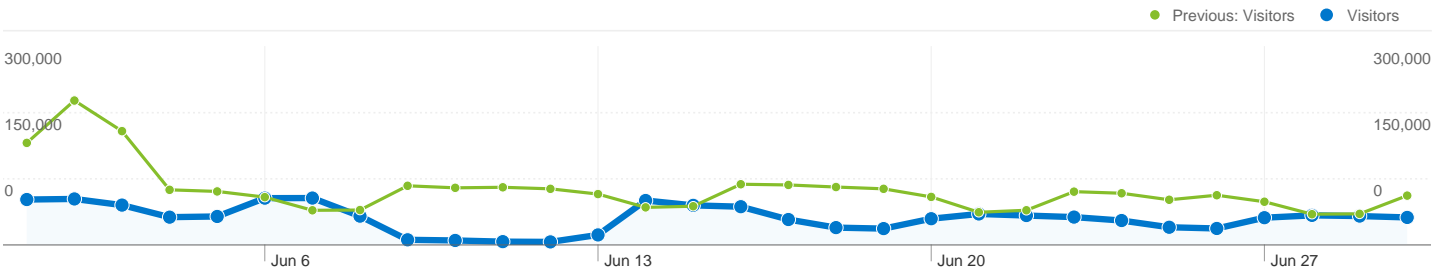
## Content Overview

Pages	Pageviews	% Pageviews
<b>/search/index.html</b>		
Jun 1, 2011 - Jun 30, 2011	161,086	6.87%
May 1, 2011 - May 31, 2011	1,875,047	34.51%
% Change	-91.41%	-80.10%
<b>/index.html</b>		
Jun 1, 2011 - Jun 30, 2011	58,226	2.48%
May 1, 2011 - May 31, 2011	77,990	1.44%
% Change	-25.34%	72.92%
<b>/post/550505/www.avon.com.mx meter pedido.html</b>		
Jun 1, 2011 - Jun 30, 2011	46,023	1.96%
May 1, 2011 - May 31, 2011	45,380	0.84%
% Change	1.42%	134.89%
<b>/tubuscador/12060.htm</b>		
Jun 1, 2011 - Jun 30, 2011	41,677	1.78%
May 1, 2011 - May 31, 2011	81,500	1.50%
% Change	-48.86%	18.44%
<b>/list/negocios.html</b>		
Jun 1, 2011 - Jun 30, 2011	23,599	1.01%
May 1, 2011 - May 31, 2011	12,928	0.24%
% Change	82.54%	322.79%

## Ecommerce Overview



**Ecommerce Conversion Rate**  
**0.00%**



**1,119,107 people visited this site**

 **1,281,528 Visits**

Previous: 2,695,471 (-52.46%)

 **1,119,107 Absolute Unique Visitors**

Previous: 2,357,127 (-52.52%)

 **2,345,884 Pageviews**


Previous: 5,433,327 (-56.82%)

 **1.83 Average Pageviews**

Previous: 2.02 (-9.19%)

 **00:01:20 Time on Site**

Previous: 00:01:27 (-8.48%)

 **74.45% Bounce Rate**

Previous: 67.16% (10.86%)

 **71.66% New Visits**

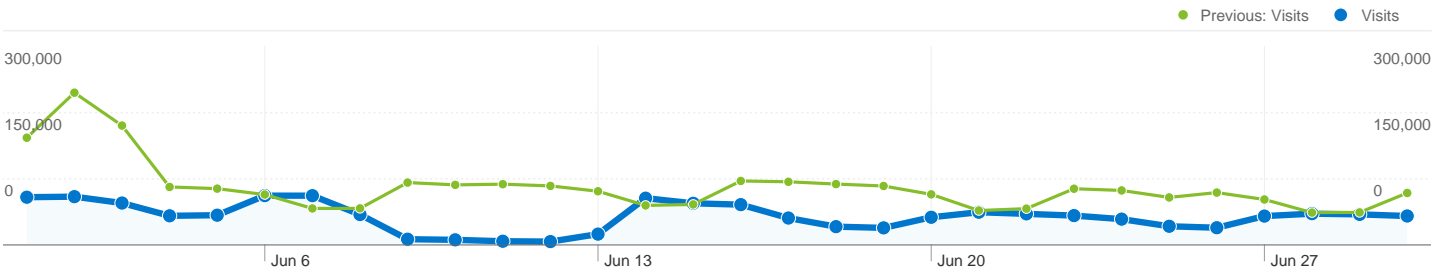
Previous: 73.11% (-1.99%)

**Technical Profile**

Browser	Visits	% visits
Internet Explorer		
Jun 1, 2011 - Jun 30, 2011	708,721	55.30%
May 1, 2011 - May 31, 2011	1,584,339	58.78%
% Change	-55.27%	-5.91%
Chrome		
Jun 1, 2011 - Jun 30, 2011	275,987	21.54%
May 1, 2011 - May 31, 2011	507,930	18.84%
% Change	-45.66%	14.29%

Connection Speed	Visits	% visits
Unknown		
Jun 1, 2011 - Jun 30, 2011	1,280,244	100.00%
May 1, 2011 - May 31, 2011	2,696,754	100.00%
% Change	-52.53%	0.00%

Firefox		
Jun 1, 2011 - Jun 30, 2011	250,504	19.55%
May 1, 2011 - May 31, 2011	511,587	18.98%
% Change	-51.03%	2.99%
Safari		
Jun 1, 2011 - Jun 30, 2011	25,308	1.97%
May 1, 2011 - May 31, 2011	54,851	2.03%
% Change	-53.86%	-2.95%
Opera		
Jun 1, 2011 - Jun 30, 2011	6,243	0.49%
May 1, 2011 - May 31, 2011	12,662	0.47%
% Change	-50.69%	3.70%



All traffic sources sent a total of 1,281,528 visits

**4.81% Direct Traffic**

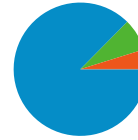
Previous: 4.32% (11.30%)

**7.76% Referring Sites**

Previous: 6.25% (24.04%)

**87.43% Search Engines**

Previous: 89.42% (-2.23%)



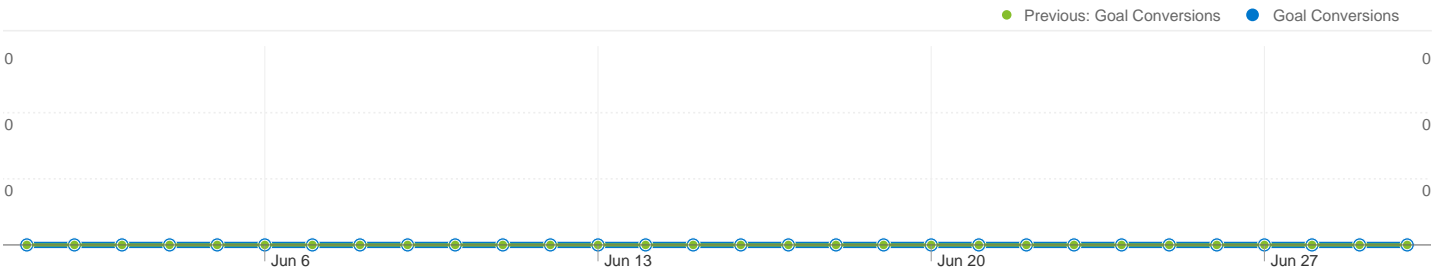
- **Search Engines**  
1,120,471.00 (87.43%)
- **Referring Sites**  
99,431.00 (7.76%)
- **Direct Traffic**  
61,625.00 (4.81%)
- **Other**  
1 (> 0.00%)

## Top Traffic Sources

Sources	Visits	% visits
<b>google (organic)</b>		
Jun 1, 2011 - Jun 30, 2011	948,306	74.00%
May 1, 2011 - May 31, 2011	1,857,290	68.90%
% Change	-48.94%	7.39%
<b>bing (organic)</b>		
Jun 1, 2011 - Jun 30, 2011	71,639	5.59%
May 1, 2011 - May 31, 2011	389,397	14.45%
% Change	-81.60%	-61.30%
<b>(direct) ((none))</b>		
Jun 1, 2011 - Jun 30, 2011	61,625	4.81%
May 1, 2011 - May 31, 2011	116,457	4.32%
% Change	-47.08%	11.30%
<b>search (organic)</b>		
Jun 1, 2011 - Jun 30, 2011	48,360	3.77%
May 1, 2011 - May 31, 2011	60,066	2.23%
% Change	-19.49%	69.34%
<b>yahoo (organic)</b>		

Keywords	Visits	% visits
<b>(other)</b>		
Jun 1, 2011 - Jun 30, 2011	205,655	18.79%
May 1, 2011 - May 31, 2011	536,630	29.12%
% Change	-61.68%	-35.47%
<b>www.avon.com.mx</b>		
Jun 1, 2011 - Jun 30, 2011	15,254	1.39%
May 1, 2011 - May 31, 2011	16,367	0.89%
% Change	-6.80%	56.94%
<b>grippe</b>		
Jun 1, 2011 - Jun 30, 2011	5,516	0.50%
May 1, 2011 - May 31, 2011	7,484	0.41%
% Change	-26.30%	24.11%
<b>www.avon.com.mx meter pedido</b>		
Jun 1, 2011 - Jun 30, 2011	3,919	0.36%
May 1, 2011 - May 31, 2011	4,433	0.24%
% Change	-11.59%	48.87%
<b>www.somosbelcorp.com</b>		

Jun 1, 2011 - Jun 30, 2011	44,728	3.49%	Jun 1, 2011 - Jun 30, 2011	3,431	0.31%
May 1, 2011 - May 31, 2011	94,774	3.52%	May 1, 2011 - May 31, 2011	3,426	0.19%
% Change	-52.81%	-0.73%	% Change	0.15%	68.64%

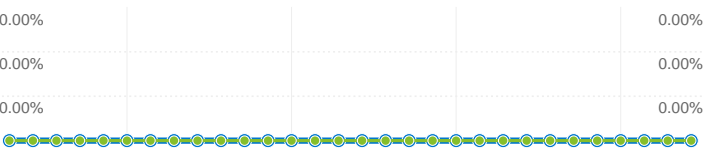


### Visitors completed 0 goal conversions

**0 conversions, Goal 3: Post**  
Previous: 0 (0.00%)

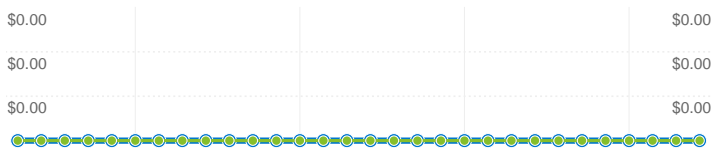
### Goal Performance

Goal Conversion Rate

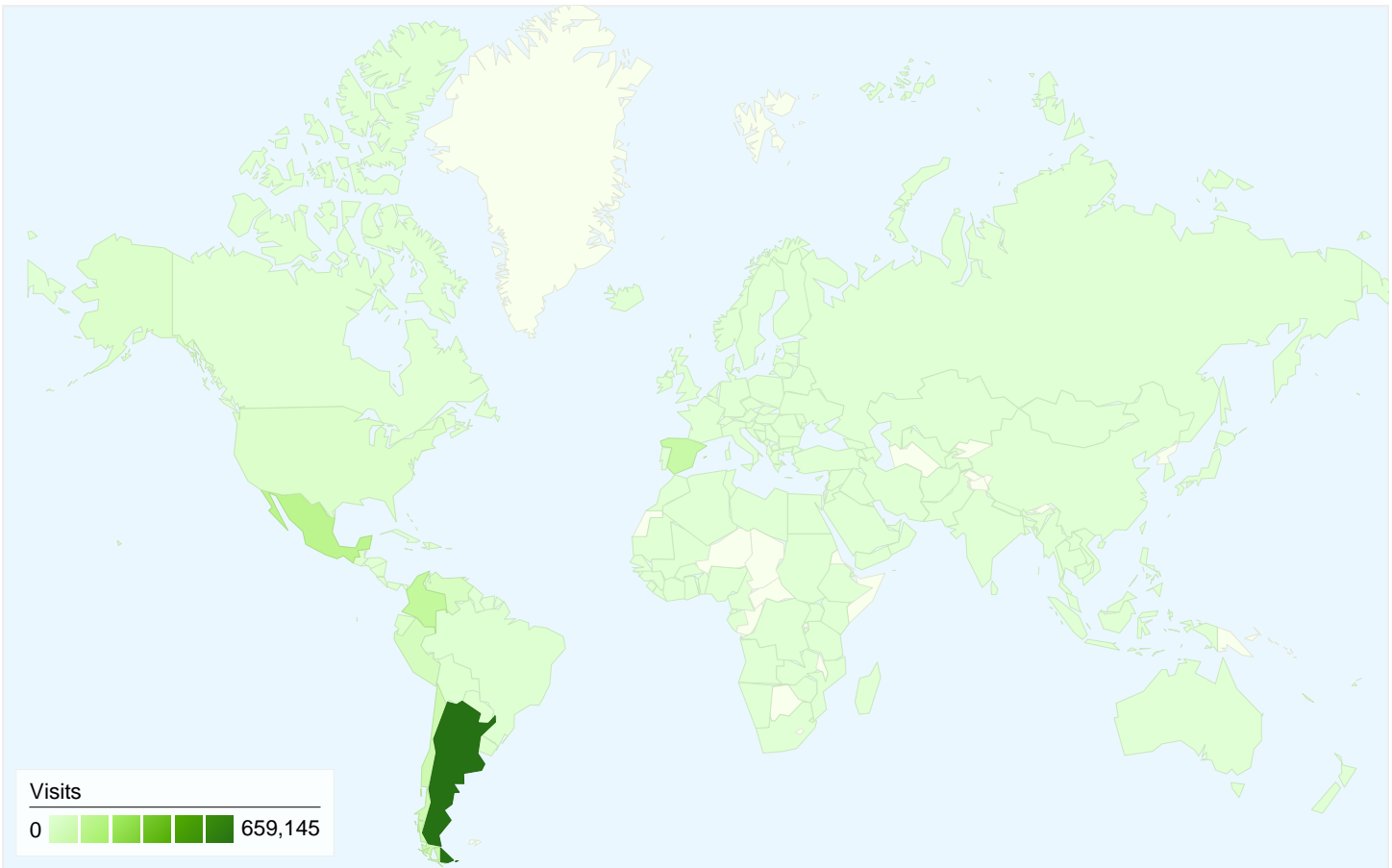


Goal Conversion Rate  
**0.00%**

Total Goal Value



Total Goal Value  
**\$0.00**



**1,281,528 visits came from 188 countries/territories**

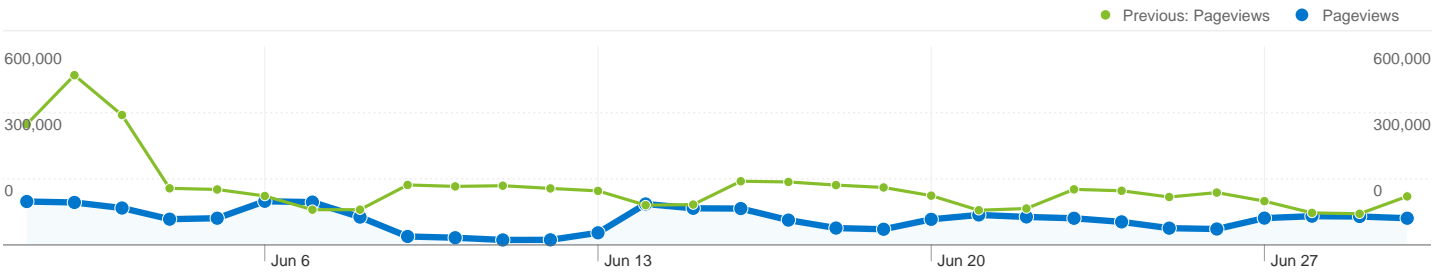
Site Usage

Visits	Pages/Visit	Avg. Time on Site	% New Visits	Bounce Rate	
<b>1,281,528</b> Previous: 2,695,471 (-52.46%)	<b>1.83</b> Previous: 2.02 (-9.19%)	<b>00:01:20</b> Previous: 00:01:27 (-8.48%)	<b>71.72%</b> Previous: 73.19% (-2.00%)	<b>74.45%</b> Previous: 67.16% (10.86%)	
Country/Territory	Visits	Pages/Visit	Avg. Time on Site	% New Visits	Bounce Rate
<b>Argentina</b>					
June 1, 2011 - June 30, 2011	<b>659,145</b>	1.91	00:01:26	63.98%	72.93%
May 1, 2011 - May 31, 2011	<b>1,257,658</b>	2.07	00:01:31	65.32%	65.62%
% Change	<b>-47.59%</b>	<b>-7.83%</b>	<b>-5.86%</b>	<b>-2.04%</b>	<b>11.14%</b>
<b>Mexico</b>					
June 1, 2011 - June 30, 2011	<b>137,553</b>	1.73	00:01:21	78.24%	74.38%
May 1, 2011 - May 31, 2011	<b>253,740</b>	1.86	00:01:22	81.30%	70.19%
% Change	<b>-45.79%</b>	<b>-7.20%</b>	<b>-2.37%</b>	<b>-3.77%</b>	<b>5.97%</b>
<b>Colombia</b>					
June 1, 2011 - June 30, 2011	<b>109,546</b>	1.68	00:01:10	77.40%	76.14%



May 1, 2011 - May 31, 2011	<b>267,410</b>	1.92	00:01:19	78.45%	68.67%
% Change	<b>-59.03%</b>	<b>-12.57%</b>	<b>-12.49%</b>	<b>-1.33%</b>	<b>10.87%</b>
Spain					
June 1, 2011 - June 30, 2011	<b>91,308</b>	1.62	00:00:54	82.17%	78.71%
May 1, 2011 - May 31, 2011	<b>181,147</b>	1.70	00:01:01	82.54%	75.38%
% Change	<b>-49.59%</b>	<b>-4.93%</b>	<b>-11.25%</b>	<b>-0.45%</b>	<b>4.42%</b>
Chile					
June 1, 2011 - June 30, 2011	<b>71,369</b>	1.55	00:00:54	82.44%	79.21%
May 1, 2011 - May 31, 2011	<b>147,535</b>	1.74	00:01:08	82.08%	73.50%
% Change	<b>-51.63%</b>	<b>-11.08%</b>	<b>-20.21%</b>	<b>0.44%</b>	<b>7.78%</b>
Peru					
June 1, 2011 - June 30, 2011	<b>42,144</b>	1.79	00:01:16	85.56%	77.27%
May 1, 2011 - May 31, 2011	<b>97,229</b>	1.97	00:01:22	84.74%	70.21%
% Change	<b>-56.65%</b>	<b>-8.96%</b>	<b>-7.61%</b>	<b>0.97%</b>	<b>10.06%</b>
Venezuela					
June 1, 2011 - June 30, 2011	<b>35,741</b>	1.79	00:01:17	81.02%	75.18%
May 1, 2011 - May 31, 2011	<b>96,526</b>	2.20	00:01:35	79.93%	64.60%
% Change	<b>-62.97%</b>	<b>-18.70%</b>	<b>-19.21%</b>	<b>1.36%</b>	<b>16.39%</b>
United States					
June 1, 2011 - June 30, 2011	<b>20,490</b>	2.31	00:01:46	78.57%	72.88%
May 1, 2011 - May 31, 2011	<b>56,237</b>	2.26	00:01:48	77.67%	61.57%
% Change	<b>-63.56%</b>	<b>2.30%</b>	<b>-1.57%</b>	<b>1.16%</b>	<b>18.38%</b>
Ecuador					
June 1, 2011 - June 30, 2011	<b>18,954</b>	1.81	00:01:19	81.62%	74.35%
May 1, 2011 - May 31, 2011	<b>66,690</b>	2.35	00:01:46	78.93%	59.73%
% Change	<b>-71.58%</b>	<b>-22.80%</b>	<b>-25.14%</b>	<b>3.41%</b>	<b>24.47%</b>
Uruguay					
June 1, 2011 - June 30, 2011	<b>14,983</b>	1.87	00:01:14	73.36%	76.73%
May 1, 2011 - May 31, 2011	<b>41,086</b>	2.06	00:01:28	70.11%	65.27%
% Change	<b>-63.53%</b>	<b>-9.22%</b>	<b>-15.69%</b>	<b>4.64%</b>	<b>17.55%</b>

1 - 10 of 188




Pages on this site were viewed a total of 2,345,884 times

 **2,345,884 Pageviews**

Previous: 5,433,327 (-56.82%)

 **1,737,781 Unique Views**

Previous: 3,891,957 (-55.35%)

 **74.45% Bounce Rate**

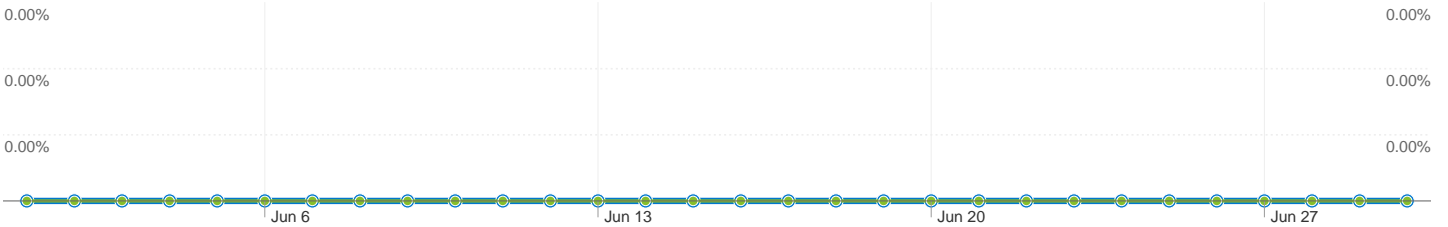
Previous: 67.16% (10.86%)

## Top Content

Pages	Pageviews	% Pageviews
<b>/search/index.html</b>		
Jun 1, 2011 - Jun 30, 2011	161,086	6.87%
May 1, 2011 - May 31, 2011	1,875,047	34.51%
% Change	-91.41%	-80.10%
<b>/index.html</b>		
Jun 1, 2011 - Jun 30, 2011	58,226	2.48%
May 1, 2011 - May 31, 2011	77,990	1.44%
% Change	-25.34%	72.92%
<b>/post/550505/www.avon.com.mx meter pedido.html</b>		
Jun 1, 2011 - Jun 30, 2011	46,023	1.96%
May 1, 2011 - May 31, 2011	45,380	0.84%
% Change	1.42%	134.89%
<b>/tubuscador/12060.htm</b>		
Jun 1, 2011 - Jun 30, 2011	41,677	1.78%
May 1, 2011 - May 31, 2011	81,500	1.50%
% Change	-48.86%	18.44%
<b>/list/negocios.html</b>		

Jun 1, 2011 - Jun 30, 2011	23,599	1.01%
May 1, 2011 - May 31, 2011	12,928	0.24%
% Change	82.54%	322.79%

● Previous: Ecommerce Conversion Rate ● Ecommerce Conversion Rate



### Sales of 0 products generated \$0.00

**0.00% Conversion Rate**

Previous: 0.00% (0.00%)

**0 Transactions**

Previous: 0 (0.00%)

**\$0.00 Average Order Value**

Previous: \$0.00 (0.00%)

**0 Purchased Products**

Previous: 0 (0.00%)

### Top Revenue Sources

Products	Items	Revenue
There is no data for this view.		

Sources / Medium	Revenue	% Revenue
There is no data for this view.		