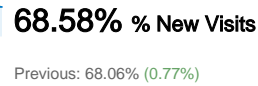
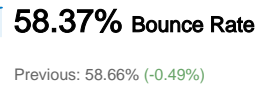
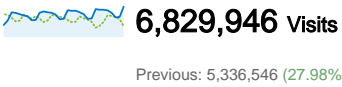
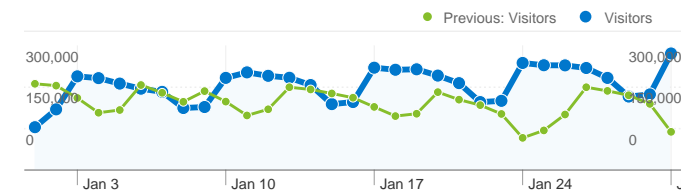


Site Usage

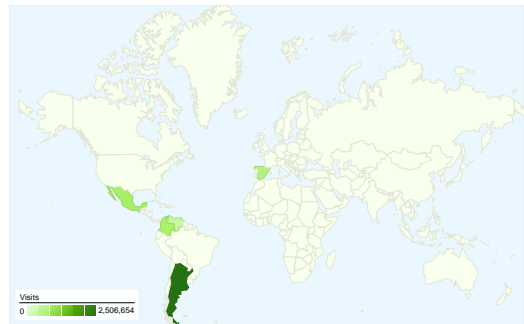


Visitors Overview

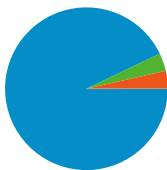


Visitors
5,609,197

Map Overlay

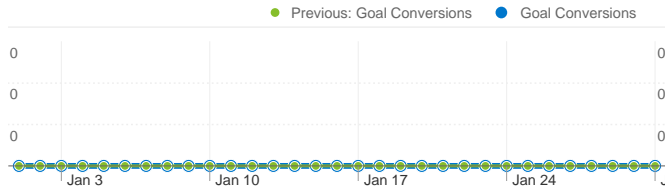


Traffic Sources Overview



- **Search Engines**
6,344,873.00 (92.90%)
- **Direct Traffic**
243,986.00 (3.57%)
- **Referring Sites**
241,081.00 (3.53%)
- **Other**
6 (> 0.00%)

Goals Overview

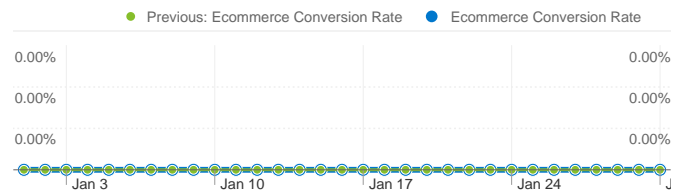


Goal Conversions
0

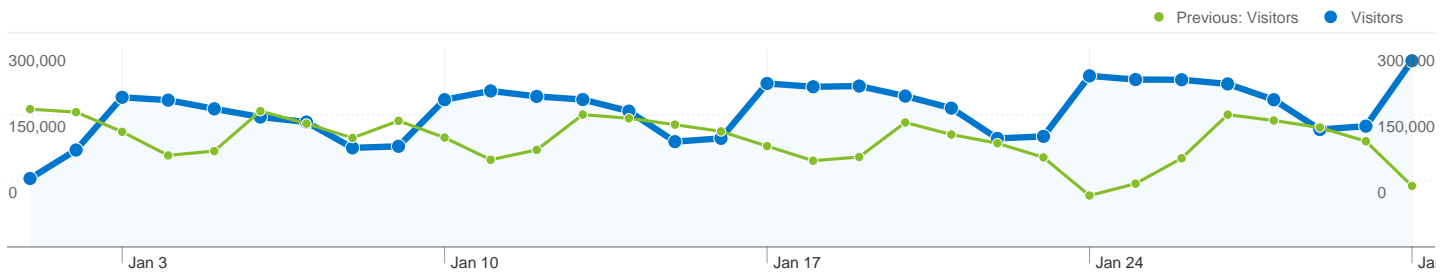
Content Overview

Pages	Pageviews	% Pageviews
/search/index.html		
Jan 1, 2011 - Jan 31, 2011	10,930,477	69.60%
Dec 1, 2010 - Dec 31, 2010	8,406,182	68.67%
% Change	30.03%	1.35%
(other)		
Jan 1, 2011 - Jan 31, 2011	232,320	1.48%
Dec 1, 2010 - Dec 31, 2010	43,962	0.36%
% Change	428.46%	311.89%
/index.html		
Jan 1, 2011 - Jan 31, 2011	147,874	0.94%
Dec 1, 2010 - Dec 31, 2010	125,119	1.02%
% Change	18.19%	-7.88%
/user/new/index.html		
Jan 1, 2011 - Jan 31, 2011	79,309	0.50%
Dec 1, 2010 - Dec 31, 2010	68,680	0.56%
% Change	15.48%	-10.00%
/user/login/index.html		
Jan 1, 2011 - Jan 31, 2011	62,110	0.40%
Dec 1, 2010 - Dec 31, 2010	51,545	0.42%
% Change	20.50%	-6.08%

Ecommerce Overview



Ecommerce Conversion Rate
0.00%




5,609,197 people visited this site

 **6,829,946 Visits**

Previous: 5,336,546 (27.98%)

 **5,609,197 Absolute Unique Visitors**

Previous: 4,433,583 (26.52%)

 **15,705,808 Pageviews**

Previous: 12,241,414 (28.30%)

 **2.30 Average Pageviews**


Previous: 2.29 (0.25%)

 **00:01:54 Time on Site**

Previous: 00:01:51 (3.16%)

 **58.37% Bounce Rate**

Previous: 58.66% (-0.49%)

 **68.58% New Visits**

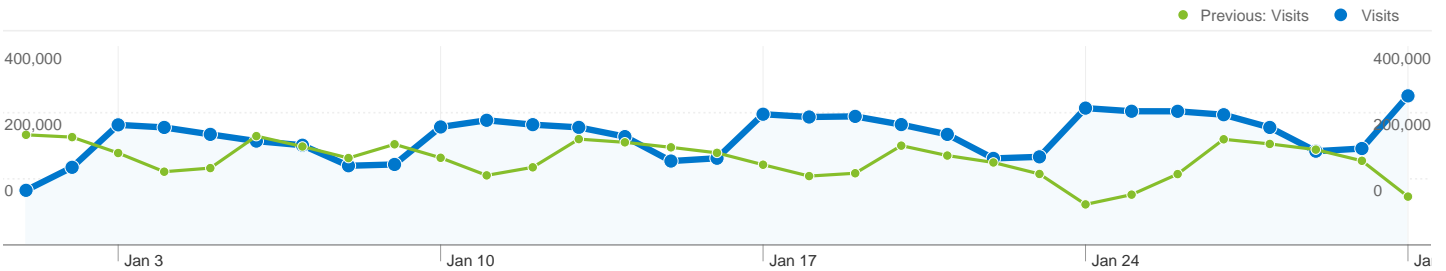
Previous: 68.06% (0.77%)

Technical Profile

Browser	Visits	% visits	Connection Speed	Visits	% visits
Internet Explorer			Unknown		
Jan 1, 2011 - Jan 31, 2011	4,047,867	59.27%	Jan 1, 2011 - Jan 31, 2011	3,820,955	55.94%
Dec 1, 2010 - Dec 31, 2010	3,193,389	59.84%	Dec 1, 2010 - Dec 31, 2010	3,034,510	56.86%
% Change	26.76%	-0.96%	% Change	25.92%	-1.62%
Firefox			DSL		
Jan 1, 2011 - Jan 31, 2011	1,383,529	20.26%	Jan 1, 2011 - Jan 31, 2011	1,829,882	26.79%
Dec 1, 2010 - Dec 31, 2010	1,114,848	20.89%	Dec 1, 2010 - Dec 31, 2010	1,373,152	25.73%
% Change	24.10%	-3.03%	% Change	33.26%	4.12%

Chrome		
Jan 1, 2011 - Jan 31, 2011	1,135,994	16.63%
Dec 1, 2010 - Dec 31, 2010	841,080	15.76%
% Change	35.06%	5.53%
Safari		
Jan 1, 2011 - Jan 31, 2011	152,896	2.24%
Dec 1, 2010 - Dec 31, 2010	108,888	2.04%
% Change	40.42%	9.71%
Opera		
Jan 1, 2011 - Jan 31, 2011	37,352	0.55%
Dec 1, 2010 - Dec 31, 2010	29,756	0.56%
% Change	25.53%	-1.92%

Cable		
Jan 1, 2011 - Jan 31, 2011	947,163	13.87%
Dec 1, 2010 - Dec 31, 2010	743,873	13.94%
% Change	27.33%	-0.51%
T1		
Jan 1, 2011 - Jan 31, 2011	163,331	2.39%
Dec 1, 2010 - Dec 31, 2010	130,578	2.45%
% Change	25.08%	-2.27%
Dialup		
Jan 1, 2011 - Jan 31, 2011	65,725	0.96%
Dec 1, 2010 - Dec 31, 2010	52,057	0.98%
% Change	26.26%	-1.35%



All traffic sources sent a total of 6,829,946 visits

3.57% Direct Traffic

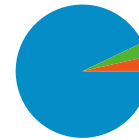
Previous: 3.62% (-1.40%)

3.53% Referring Sites

Previous: 3.77% (-6.48%)

92.90% Search Engines

Previous: 92.60% (0.32%)



- **Search Engines**
6,344,873.00 (92.90%)
- **Direct Traffic**
243,986.00 (3.57%)
- **Referring Sites**
241,081.00 (3.53%)
- **Other**
6 (> 0.00%)

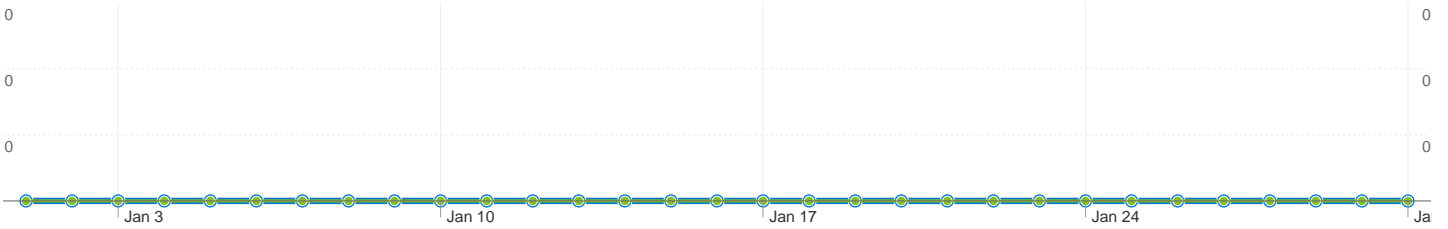
Top Traffic Sources

Sources	Visits	% visits
google (organic)		
Jan 1, 2011 - Jan 31, 2011	5,725,840	83.83%
Dec 1, 2010 - Dec 31, 2010	4,449,259	83.37%
% Change	28.69%	0.55%
bing (organic)		
Jan 1, 2011 - Jan 31, 2011	384,669	5.63%
Dec 1, 2010 - Dec 31, 2010	162,922	3.05%
% Change	136.11%	84.48%
(direct) ((none))		
Jan 1, 2011 - Jan 31, 2011	243,986	3.57%
Dec 1, 2010 - Dec 31, 2010	193,340	3.62%
% Change	26.20%	-1.40%
search (organic)		
Jan 1, 2011 - Jan 31, 2011	113,889	1.67%
Dec 1, 2010 - Dec 31, 2010	240,080	4.50%
% Change	-52.56%	-62.93%
yahoo (organic)		

Keywords	Visits	% visits
(other)		
Jan 1, 2011 - Jan 31, 2011	891,919	40.15%
Dec 1, 2010 - Dec 31, 2010	741,297	35.17%
% Change	20.32%	14.18%
grippto		
Jan 1, 2011 - Jan 31, 2011	8,202	0.37%
Dec 1, 2010 - Dec 31, 2010	7,093	0.34%
% Change	15.64%	9.74%
www.gogle.com		
Jan 1, 2011 - Jan 31, 2011	7,807	0.35%
Dec 1, 2010 - Dec 31, 2010	4,854	0.23%
% Change	60.84%	52.64%
www.avon.com.mx		
Jan 1, 2011 - Jan 31, 2011	7,103	0.32%
Dec 1, 2010 - Dec 31, 2010	7,002	0.33%
% Change	1.44%	-3.73%
rama judicial procesos		

Jan 1, 2011 - Jan 31, 2011	97,791	1.43%	Jan 1, 2011 - Jan 31, 2011	6,723	0.30%
Dec 1, 2010 - Dec 31, 2010	71,722	1.34%	Dec 1, 2010 - Dec 31, 2010	2,189	0.10%
% Change	36.35%	6.53%	% Change	207.13%	191.47%

● Previous: Goal Conversions ● Goal Conversions



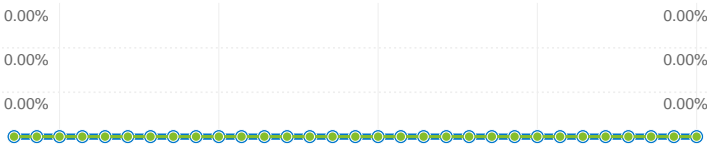
Visitors completed 0 goal conversions

0 conversions, Goal 3: Post

Previous: 0 (0.00%)

Goal Performance

Goal Conversion Rate

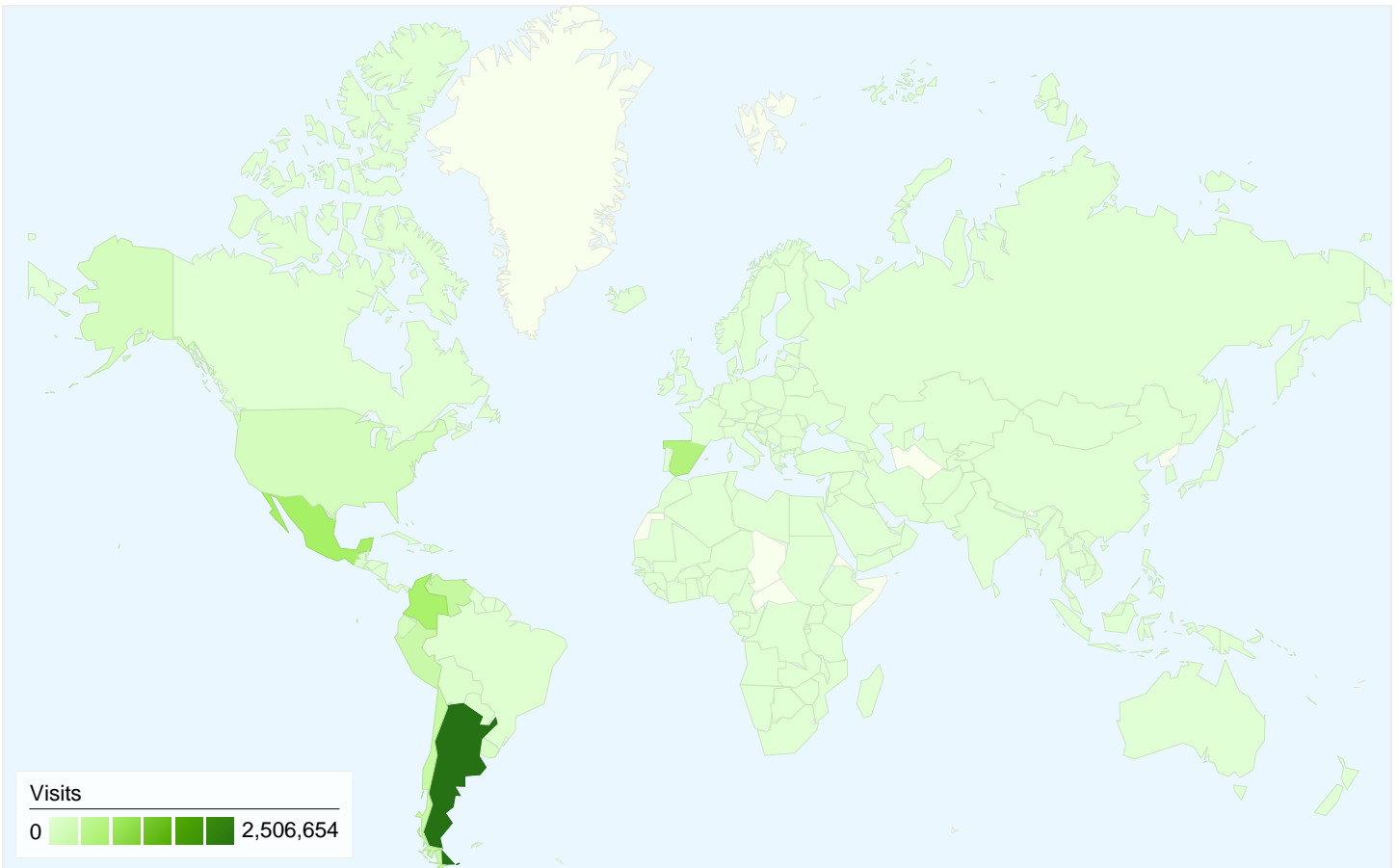


Goal Conversion Rate
0.00%

Total Goal Value



Total Goal Value
\$0.00



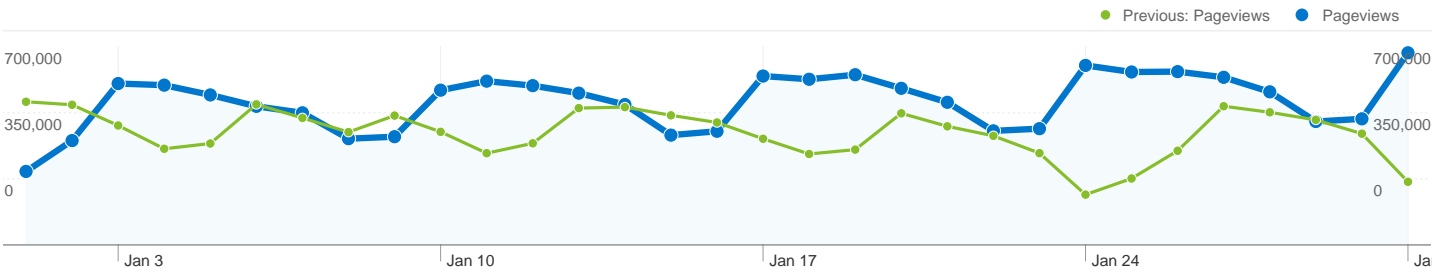
6,829,946 visits came from 204 countries/territories

Site Usage

Country/Territory	Visits	Pages/Visit	Avg. Time on Site	% New Visits	Bounce Rate
Visits 6,829,946 Previous: 5,336,546 (27.98%)					
Pages/Visit 2.30 Previous: 2.29 (0.25%)					
Avg. Time on Site 00:01:54 Previous: 00:01:51 (3.16%)					
% New Visits 68.66% Previous: 68.17% (0.73%)					
Bounce Rate 58.37% Previous: 58.66% (-0.49%)					
Argentina	2,506,654	2.39	00:02:07	56.33%	57.06%
January 1, 2011 - January 31, 2011	2,506,654	2.39	00:02:07	56.33%	57.06%
December 1, 2010 - December 31, 2010	2,210,961	2.36	00:02:00	56.15%	57.43%
% Change	13.37%	1.41%	5.65%	0.33%	-0.63%
Mexico	827,465	2.18	00:01:45	79.54%	59.89%
January 1, 2011 - January 31, 2011	827,465	2.18	00:01:45	79.54%	59.89%
December 1, 2010 - December 31, 2010	629,787	2.27	00:01:48	79.87%	59.12%
% Change	31.39%	-4.01%	-2.48%	-0.41%	1.31%
Colombia	774,302	2.39	00:01:47	73.35%	55.98%
January 1, 2011 - January 31, 2011	774,302	2.39	00:01:47	73.35%	55.98%

December 1, 2010 - December 31, 2010	479,025	2.42	00:01:45	74.44%	55.11%
% Change	61.64%	-1.41%	2.11%	-1.46%	1.59%
Spain					
January 1, 2011 - January 31, 2011	644,730	1.95	00:01:22	77.43%	65.85%
December 1, 2010 - December 31, 2010	511,042	1.93	00:01:21	77.75%	66.54%
% Change	26.16%	0.85%	1.51%	-0.41%	-1.04%
Venezuela					
January 1, 2011 - January 31, 2011	386,506	2.39	00:01:56	73.09%	55.73%
December 1, 2010 - December 31, 2010	249,008	2.47	00:01:55	73.89%	54.68%
% Change	55.22%	-3.18%	1.53%	-1.08%	1.94%
Chile					
January 1, 2011 - January 31, 2011	350,946	2.12	00:01:41	75.41%	61.06%
December 1, 2010 - December 31, 2010	291,390	2.07	00:01:34	75.45%	61.98%
% Change	20.44%	2.34%	7.03%	-0.06%	-1.48%
Peru					
January 1, 2011 - January 31, 2011	332,323	2.22	00:01:46	78.85%	60.00%
December 1, 2010 - December 31, 2010	280,846	2.33	00:01:50	79.55%	59.93%
% Change	18.33%	-4.37%	-4.11%	-0.87%	0.12%
United States					
January 1, 2011 - January 31, 2011	179,044	2.40	00:02:03	75.92%	56.79%
December 1, 2010 - December 31, 2010	126,382	2.34	00:01:58	76.91%	57.60%
% Change	41.67%	2.30%	4.12%	-1.28%	-1.41%
Ecuador					
January 1, 2011 - January 31, 2011	171,065	2.34	00:02:09	73.75%	55.78%
December 1, 2010 - December 31, 2010	113,535	2.30	00:02:04	75.06%	56.87%
% Change	50.67%	1.80%	4.14%	-1.75%	-1.90%
Uruguay					
January 1, 2011 - January 31, 2011	109,263	2.33	00:01:52	65.66%	56.29%
December 1, 2010 - December 31, 2010	76,517	2.36	00:01:47	67.70%	57.96%
% Change	42.80%	-1.45%	4.53%	-3.01%	-2.88%

1 - 10 of 204



Pages on this site were viewed a total of 15,705,808 times

 **15,705,808 Pageviews**

Previous: 12,241,414 (28.30%)

 **11,168,319 Unique Views**

Previous: 8,727,267 (27.97%)

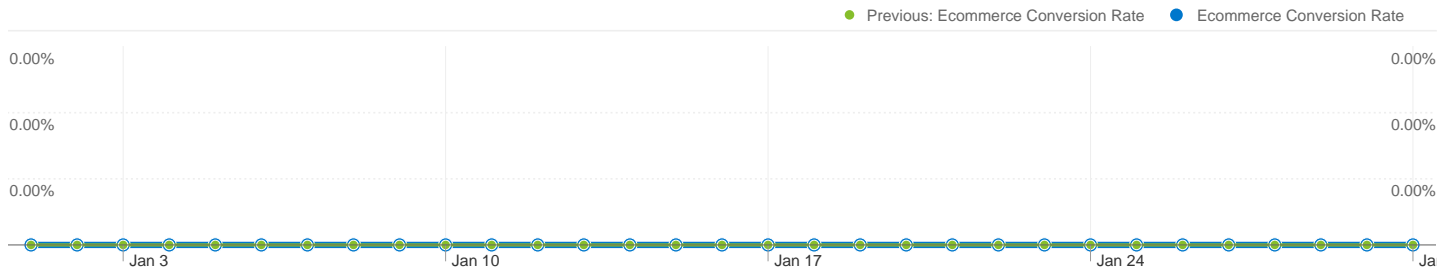
 **58.37% Bounce Rate**

Previous: 58.66% (-0.49%)

Top Content

Pages	Pageviews	% Pageviews
/search/index.html		
Jan 1, 2011 - Jan 31, 2011	10,930,477	69.60%
Dec 1, 2010 - Dec 31, 2010	8,406,182	68.67%
% Change	30.03%	1.35%
(other)		
Jan 1, 2011 - Jan 31, 2011	232,320	1.48%
Dec 1, 2010 - Dec 31, 2010	43,962	0.36%
% Change	428.46%	311.89%
/index.html		
Jan 1, 2011 - Jan 31, 2011	147,874	0.94%
Dec 1, 2010 - Dec 31, 2010	125,119	1.02%
% Change	18.19%	-7.88%
/user/new/index.html		
Jan 1, 2011 - Jan 31, 2011	79,309	0.50%
Dec 1, 2010 - Dec 31, 2010	68,680	0.56%
% Change	15.48%	-10.00%
/user/login/index.html		

Jan 1, 2011 - Jan 31, 2011	62,110	0.40%
Dec 1, 2010 - Dec 31, 2010	51,545	0.42%
% Change	20.50%	-6.08%



Sales of 0 products generated \$0.00

0.00% Conversion Rate

Previous: 0.00% (0.00%)

0 Transactions

Previous: 0 (0.00%)

\$0.00 Average Order Value

Previous: \$0.00 (0.00%)

0 Purchased Products

Previous: 0 (0.00%)

Top Revenue Sources

Products	Items	Revenue
There is no data for this view.		

Sources / Medium	Revenue	% Revenue
There is no data for this view.		