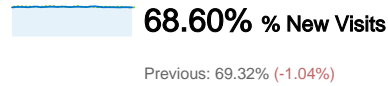
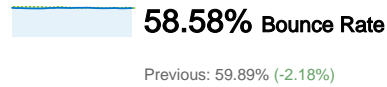
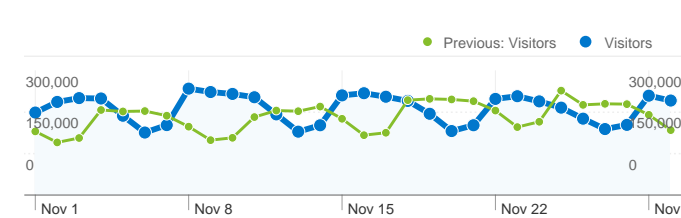


Site Usage

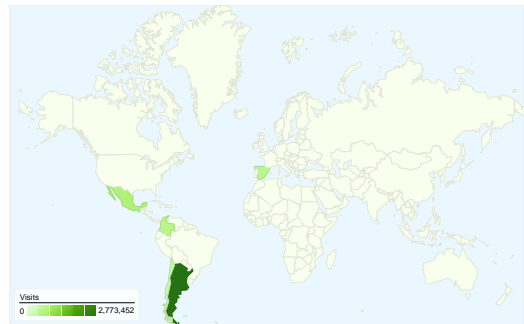


Visitors Overview

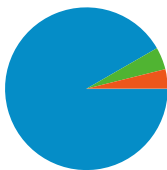


Visitors
5,468,863

Map Overlay

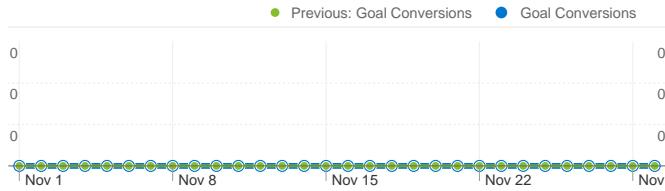


Traffic Sources Overview



- **Search Engines**
6,132,055.00 (91.69%)
- **Direct Traffic**
297,303.00 (4.45%)
- **Referring Sites**
258,493.00 (3.87%)
- **Other**
1 (> 0.00%)

Goals Overview

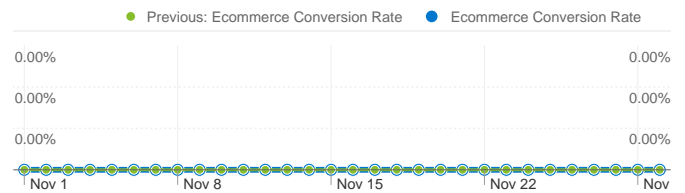


Goal Conversions
0

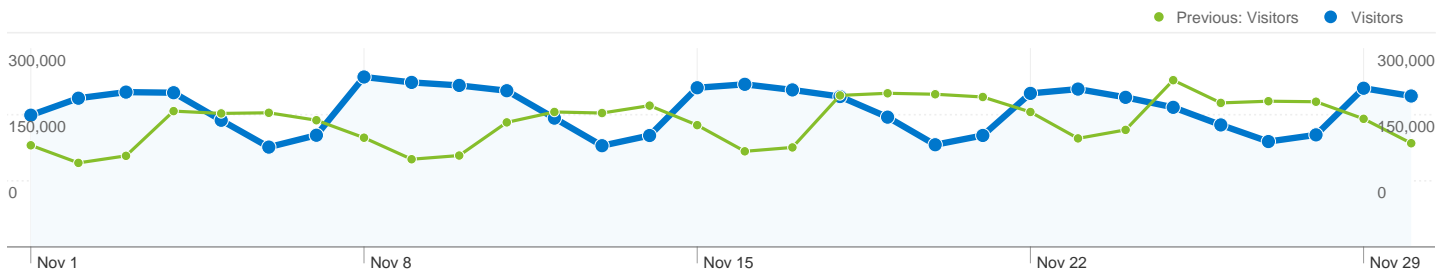
Content Overview

Pages	Pageviews	% Pageviews
/search/index.html		
Nov 1, 2010 - Nov 30, 2010	10,138,979	65.32%
Oct 1, 2010 - Oct 31, 2010	8,044,195	56.14%
% Change	26.04%	16.35%
(other)		
Nov 1, 2010 - Nov 30, 2010	341,355	2.20%
Oct 1, 2010 - Oct 31, 2010	519,514	3.63%
% Change	-34.29%	-39.35%
/index.html		
Nov 1, 2010 - Nov 30, 2010	157,427	1.01%
Oct 1, 2010 - Oct 31, 2010	153,454	1.07%
% Change	2.59%	-5.30%
/user/new/index.html		
Nov 1, 2010 - Nov 30, 2010	72,902	0.47%
Oct 1, 2010 - Oct 31, 2010	77,566	0.54%
% Change	-6.01%	-13.24%
/user/login/index.html		
Nov 1, 2010 - Nov 30, 2010	64,659	0.42%
Oct 1, 2010 - Oct 31, 2010	68,477	0.48%
% Change	-5.58%	-12.84%

Ecommerce Overview



Ecommerce Conversion Rate
0.00%




5,468,863 people visited this site

 **6,687,852 Visits**

Previous: 6,194,914 (7.96%)

 **5,468,863 Absolute Unique Visitors**

Previous: 5,056,001 (8.17%)

 **15,522,165 Pageviews**

Previous: 14,328,135 (8.33%)

 **2.32 Average Pageviews**


Previous: 2.31 (0.35%)

 **00:02:18 Time on Site**

Previous: 00:01:56 (19.23%)

 **58.58% Bounce Rate**

Previous: 59.89% (-2.18%)

 **68.60% New Visits**

Previous: 69.32% (-1.04%)

Technical Profile

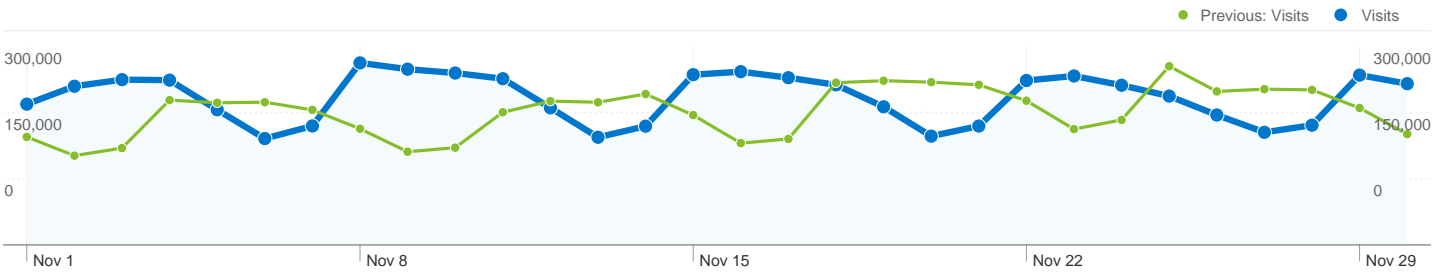
Browser	Visits	% visits	Connection Speed	Visits	% visits
Internet Explorer			Unknown		
Nov 1, 2010 - Nov 30, 2010	4,147,488	62.02%	Nov 1, 2010 - Nov 30, 2010	3,818,643	57.10%
Oct 1, 2010 - Oct 31, 2010	4,024,714	64.97%	Oct 1, 2010 - Oct 31, 2010	3,595,849	58.05%
% Change	3.05%	-4.54%	% Change	6.20%	-1.63%
Firefox			DSL		
Nov 1, 2010 - Nov 30, 2010	1,350,451	20.19%	Nov 1, 2010 - Nov 30, 2010	1,681,428	25.14%
Oct 1, 2010 - Oct 31, 2010	1,238,061	19.99%	Oct 1, 2010 - Oct 31, 2010	1,538,089	24.83%
% Change	9.08%	1.04%	% Change	9.32%	1.26%

Chrome		
Nov 1, 2010 - Nov 30, 2010	920,342	13.76%
Oct 1, 2010 - Oct 31, 2010	764,139	12.33%
% Change	20.44%	11.56%
Safari		
Nov 1, 2010 - Nov 30, 2010	191,693	2.87%
Oct 1, 2010 - Oct 31, 2010	100,778	1.63%
% Change	90.21%	76.19%
Opera		
Nov 1, 2010 - Nov 30, 2010	33,003	0.49%
Oct 1, 2010 - Oct 31, 2010	29,879	0.48%
% Change	10.46%	2.31%

Cable		
Nov 1, 2010 - Nov 30, 2010	876,441	13.10%
Oct 1, 2010 - Oct 31, 2010	847,811	13.69%
% Change	3.38%	-4.24%
T1		
Nov 1, 2010 - Nov 30, 2010	226,153	3.38%
Oct 1, 2010 - Oct 31, 2010	150,323	2.43%
% Change	50.44%	39.36%
Dialup		
Nov 1, 2010 - Nov 30, 2010	62,865	0.94%
Oct 1, 2010 - Oct 31, 2010	60,176	0.97%
% Change	4.47%	-3.23%

Traffic Sources Overview

Nov 1, 2010 - Nov 30, 2010
Comparing to: Oct 1, 2010 - Oct 31, 2010



All traffic sources sent a total of 6,687,852 visits

4.45% Direct Traffic

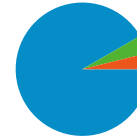
Previous: 3.26% (36.37%)

3.87% Referring Sites

Previous: 3.85% (0.27%)

91.69% Search Engines

Previous: 92.89% (-1.29%)



- **Search Engines**
6,132,055.00 (91.69%)
- **Direct Traffic**
297,303.00 (4.45%)
- **Referring Sites**
258,493.00 (3.87%)
- **Other**
1 (> 0.00%)

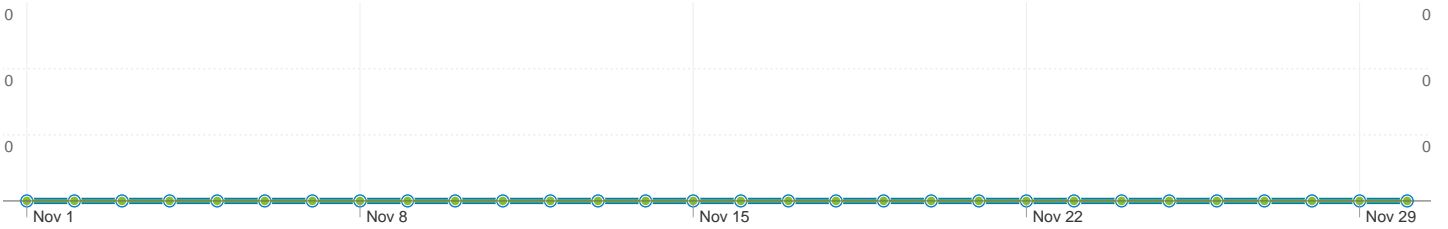
Top Traffic Sources

Sources	Visits	% visits
google (organic)		
Nov 1, 2010 - Nov 30, 2010	5,440,866	81.35%
Oct 1, 2010 - Oct 31, 2010	5,084,089	82.07%
% Change	7.02%	-0.87%
search (organic)		
Nov 1, 2010 - Nov 30, 2010	323,883	4.84%
Oct 1, 2010 - Oct 31, 2010	351,083	5.67%
% Change	-7.75%	-14.55%
(direct) ((none))		
Nov 1, 2010 - Nov 30, 2010	297,303	4.45%
Oct 1, 2010 - Oct 31, 2010	201,945	3.26%
% Change	47.22%	36.37%
bing (organic)		
Nov 1, 2010 - Nov 30, 2010	254,606	3.81%
Oct 1, 2010 - Oct 31, 2010	205,448	3.32%
% Change	23.93%	14.79%
yahoo (organic)		

Keywords	Visits	% visits
(other)		
Nov 1, 2010 - Nov 30, 2010	851,914	38.70%
Oct 1, 2010 - Oct 31, 2010	694,503	31.74%
% Change	22.67%	21.93%
www.facebook.com.ar		
Nov 1, 2010 - Nov 30, 2010	56,337	2.56%
Oct 1, 2010 - Oct 31, 2010	53,559	2.45%
% Change	5.19%	4.55%
grippe		
Nov 1, 2010 - Nov 30, 2010	9,342	0.42%
Oct 1, 2010 - Oct 31, 2010	8,900	0.41%
% Change	4.97%	4.33%
www.avon.com.mx		
Nov 1, 2010 - Nov 30, 2010	8,860	0.40%
Oct 1, 2010 - Oct 31, 2010	10,158	0.46%
% Change	-12.78%	-13.30%
horoscopo		

Nov 1, 2010 - Nov 30, 2010	91,234	1.36%	Nov 1, 2010 - Nov 30, 2010	4,546	0.21%
Oct 1, 2010 - Oct 31, 2010	92,429	1.49%	Oct 1, 2010 - Oct 31, 2010	6,558	0.30%
% Change	-1.29%	-8.57%	% Change	-30.68%	-31.10%

● Previous: Goal Conversions ● Goal Conversions



Visitors completed 0 goal conversions

0 conversions, Goal 3: Post

Previous: 0 (0.00%)

Goal Performance

Goal Conversion Rate

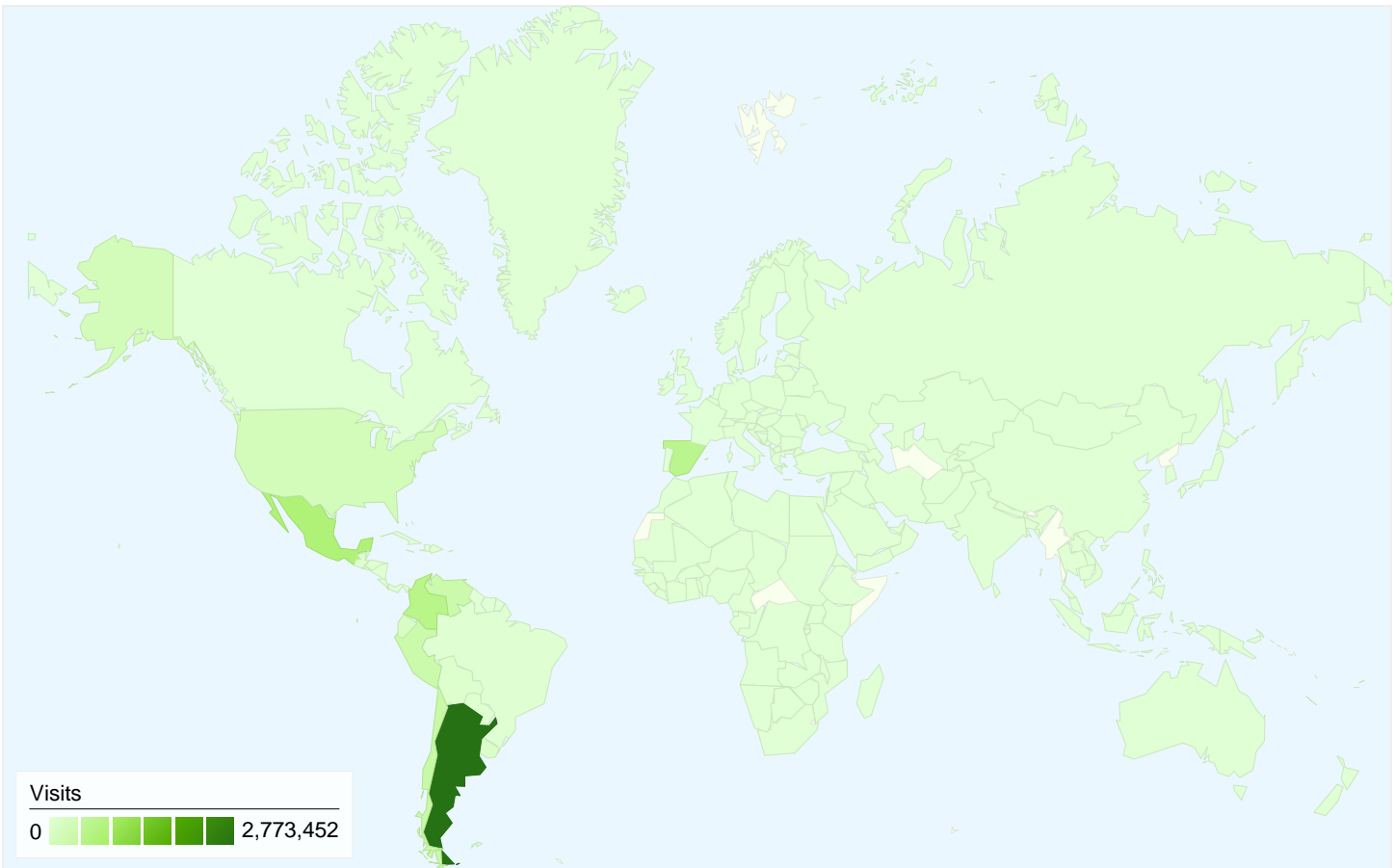


Goal Conversion Rate
0.00%

Total Goal Value



Total Goal Value
\$0.00

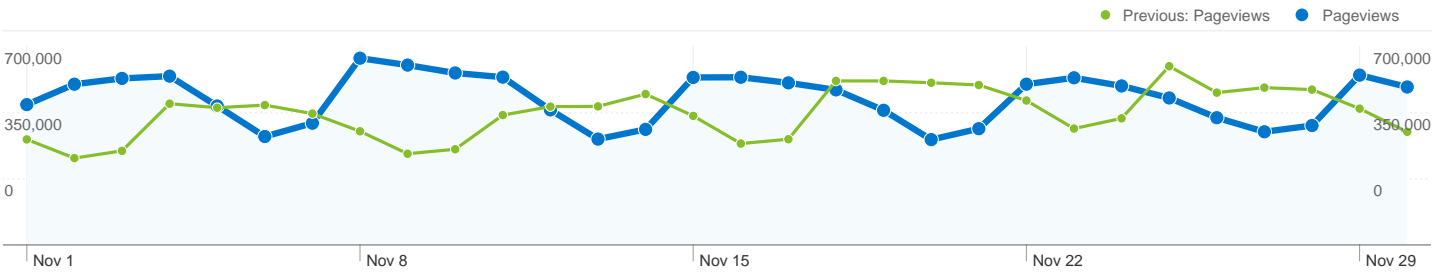


6,687,852 visits came from 203 countries/territories


Site Usage

Visits 6,687,852 Previous: 6,194,914 (7.96%)	Pages/Visit 2.32 Previous: 2.31 (0.35%)	Avg. Time on Site 00:02:18 Previous: 00:01:56 (19.23%)	% New Visits 68.80% Previous: 69.41% (-0.88%)	Bounce Rate 58.58% Previous: 59.89% (-2.18%)	
Country/Territory	Visits	Pages/Visit	Avg. Time on Site	% New Visits	Bounce Rate
Argentina					
November 1, 2010 - November 30, 2010	2,773,452	2.45	00:02:07	56.33%	56.55%
October 1, 2010 - October 31, 2010	2,662,098	2.44	00:02:10	56.95%	57.98%
% Change	4.18%	0.49%	-2.25%	-1.09%	-2.47%
Mexico					
November 1, 2010 - November 30, 2010	757,542	2.17	00:01:45	81.09%	60.77%
October 1, 2010 - October 31, 2010	684,563	2.14	00:01:40	82.93%	63.17%
% Change	10.66%	1.49%	5.56%	-2.22%	-3.80%
Colombia					
November 1, 2010 - November 30, 2010	621,933	2.47	00:01:55	74.52%	54.90%


October 1, 2010 - October 31, 2010	610,811	2.48	00:01:52	76.39%	56.15%
% Change	1.82%	-0.23%	2.71%	-2.45%	-2.23%
Spain					
November 1, 2010 - November 30, 2010	588,851	1.95	00:01:22	78.20%	66.22%
October 1, 2010 - October 31, 2010	546,128	1.92	00:01:20	79.19%	67.56%
% Change	7.82%	1.58%	2.28%	-1.25%	-1.99%
Chile					
November 1, 2010 - November 30, 2010	381,399	2.11	00:01:42	75.29%	61.18%
October 1, 2010 - October 31, 2010	375,108	2.10	00:01:40	76.19%	62.22%
% Change	1.68%	0.27%	1.93%	-1.18%	-1.67%
Peru					
November 1, 2010 - November 30, 2010	338,702	2.31	00:01:54	80.37%	59.52%
October 1, 2010 - October 31, 2010	302,899	2.27	00:01:48	81.87%	60.96%
% Change	11.82%	1.46%	4.64%	-1.83%	-2.36%
Venezuela					
November 1, 2010 - November 30, 2010	333,931	2.46	00:01:54	74.84%	54.72%
October 1, 2010 - October 31, 2010	241,667	2.27	00:01:46	78.66%	60.17%
% Change	38.18%	8.38%	7.88%	-4.86%	-9.06%
United States					
November 1, 2010 - November 30, 2010	213,539	1.92	00:13:23	85.55%	68.76%
October 1, 2010 - October 31, 2010	133,322	2.33	00:02:01	77.99%	59.24%
% Change	60.17%	-17.54%	561.60%	9.70%	16.07%
Ecuador					
November 1, 2010 - November 30, 2010	145,710	2.45	00:02:13	75.78%	55.10%
October 1, 2010 - October 31, 2010	121,191	2.38	00:02:07	78.15%	57.33%
% Change	20.23%	2.82%	4.40%	-3.03%	-3.89%
Uruguay					
November 1, 2010 - November 30, 2010	91,491	2.37	00:01:50	68.22%	56.23%
October 1, 2010 - October 31, 2010	84,202	2.38	00:01:55	69.44%	56.96%
% Change	8.66%	-0.72%	-4.83%	-1.76%	-1.28%
1 - 10 of 203					




Pages on this site were viewed a total of 15,522,165 times

 **15,522,165 Pageviews**

Previous: 14,328,135 (8.33%)

 **11,112,801 Unique Views**

Previous: 10,375,463 (7.11%)

 **58.58% Bounce Rate**

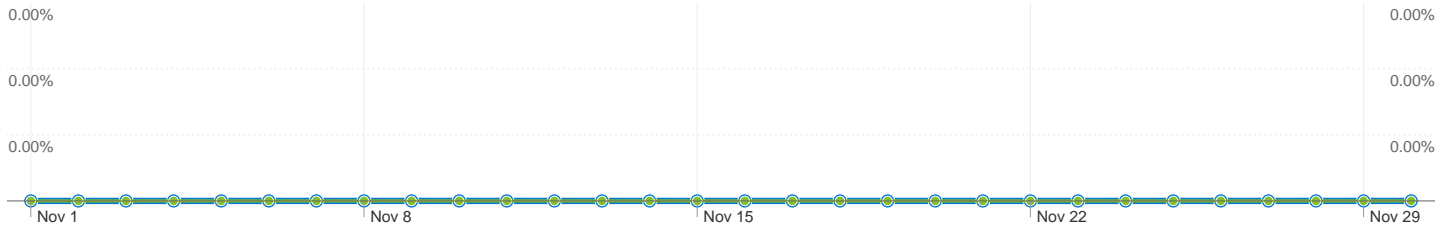
Previous: 59.89% (-2.18%)

Top Content

Pages	Pageviews	% Pageviews
/search/index.html		
Nov 1, 2010 - Nov 30, 2010	10,138,979	65.32%
Oct 1, 2010 - Oct 31, 2010	8,044,195	56.14%
% Change	26.04%	16.35%
(other)		
Nov 1, 2010 - Nov 30, 2010	341,355	2.20%
Oct 1, 2010 - Oct 31, 2010	519,514	3.63%
% Change	-34.29%	-39.35%
/index.html		
Nov 1, 2010 - Nov 30, 2010	157,427	1.01%
Oct 1, 2010 - Oct 31, 2010	153,454	1.07%
% Change	2.59%	-5.30%
/user/new/index.html		
Nov 1, 2010 - Nov 30, 2010	72,902	0.47%
Oct 1, 2010 - Oct 31, 2010	77,566	0.54%
% Change	-6.01%	-13.24%
/user/login/index.html		

Nov 1, 2010 - Nov 30, 2010	64,659	0.42%
Oct 1, 2010 - Oct 31, 2010	68,477	0.48%
% Change	-5.58%	-12.84%

● Previous: Ecommerce Conversion Rate ● Ecommerce Conversion Rate



Sales of 0 products generated \$0.00

0.00% Conversion Rate

Previous: 0.00% (0.00%)

0 Transactions

Previous: 0 (0.00%)

\$0.00 Average Order Value

Previous: \$0.00 (0.00%)

0 Purchased Products

Previous: 0 (0.00%)

Top Revenue Sources

Products	Items	Revenue
There is no data for this view.		

Sources / Medium	Revenue	% Revenue
There is no data for this view.		