

Site Usage

4,879,548 Visits

Previous: 7,620,974 (-35.97%)

62.45% Bounce Rate

Previous: 58.71% (6.37%)

10,654,865 Pageviews

Previous: 17,209,503 (-38.09%)

00:01:40 Avg. Time on Site

Previous: 00:01:54 (-12.33%)

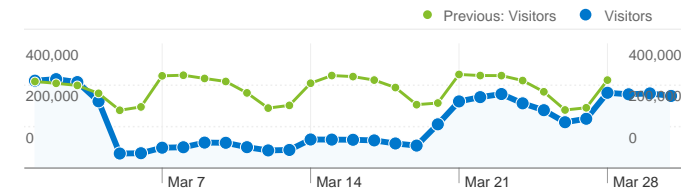
2.18 Pages/Visit

Previous: 2.26 (-3.30%)

74.64% % New Visits

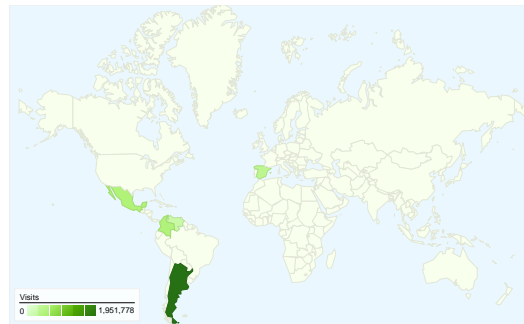
Previous: 68.19% (9.46%)

Visitors Overview

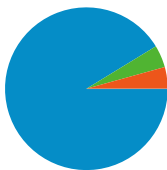


Visitors
4,251,428

Map Overlay

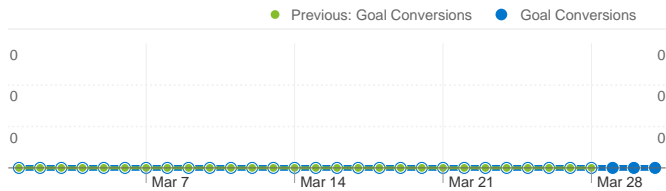


Traffic Sources Overview



- **Search Engines**
4,453,804.00 (91.27%)
- **Direct Traffic**
216,015.00 (4.43%)
- **Referring Sites**
209,726.00 (4.30%)
- **Other**
3 (> 0.00%)

Goals Overview



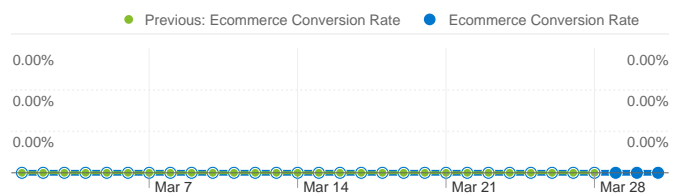
Goal Conversions

0

Content Overview

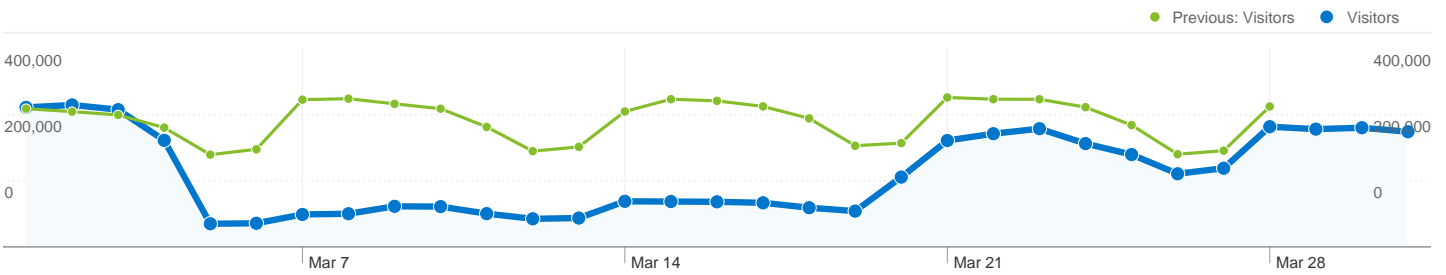
Pages	Pageviews	% Pageviews
/search/index.html		
Mar 1, 2011 - Mar 31, 2011	6,307,368	59.20%
Feb 1, 2011 - Feb 28, 2011	12,620,924	73.34%
% Change	-50.02%	-19.28%
(other)		
Mar 1, 2011 - Mar 31, 2011	406,115	3.81%
Feb 1, 2011 - Feb 28, 2011	407,970	2.37%
% Change	-0.45%	60.78%
/index.html		
Mar 1, 2011 - Mar 31, 2011	109,619	1.03%
Feb 1, 2011 - Feb 28, 2011	139,007	0.81%
% Change	-21.14%	27.37%
/tubuscador/12060.htm		
Mar 1, 2011 - Mar 31, 2011	66,094	0.62%
Feb 1, 2011 - Feb 28, 2011	59,564	0.35%
% Change	10.96%	79.22%
/user/new/index.html		
Mar 1, 2011 - Mar 31, 2011	54,147	0.51%
Feb 1, 2011 - Feb 28, 2011	76,319	0.44%
% Change	-29.05%	14.59%

Ecommerce Overview





Ecommerce Conversion Rate


0.00%




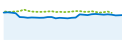
4,251,428 people visited this site


 **4,879,548 Visits**
 Previous: 7,620,974 (-35.97%)


 **4,251,428 Absolute Unique Visitors**
 Previous: 6,266,035 (-32.15%)

 **10,654,865 Pageviews**
 Previous: 17,209,503 (-38.09%)

 **2.18 Average Pageviews**
 Previous: 2.26 (-3.30%)

 **00:01:40 Time on Site**
 Previous: 00:01:54 (-12.33%)

 **62.45% Bounce Rate**
 Previous: 58.71% (6.37%)

 **74.64% New Visits**
 Previous: 68.19% (9.46%)

Technical Profile

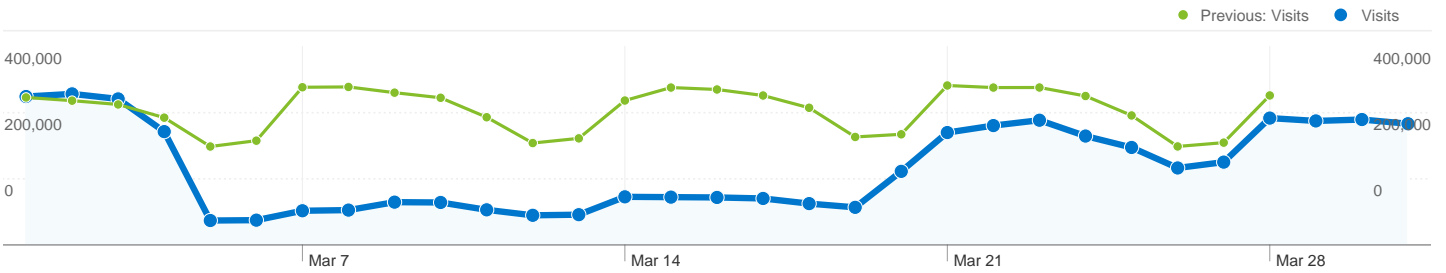
Browser			Connection Speed		
	Visits	% visits		Visits	% visits
Internet Explorer			Unknown		
Mar 1, 2011 - Mar 31, 2011	2,780,557	56.98%	Mar 1, 2011 - Mar 31, 2011	4,879,548	100.00%
Feb 1, 2011 - Feb 28, 2011	4,474,523	58.71%	Feb 1, 2011 - Feb 28, 2011	4,695,231	61.61%
% Change	-37.86%	-2.95%	% Change	3.93%	62.31%
Firefox			T1		
Mar 1, 2011 - Mar 31, 2011	998,502	20.46%	Mar 1, 2011 - Mar 31, 2011	0	0.00%
Feb 1, 2011 - Feb 28, 2011	1,505,995	19.76%	Feb 1, 2011 - Feb 28, 2011	167,642	2.20%
% Change	-33.70%	3.55%	% Change	-100.00%	-100.00%

Chrome		
Mar 1, 2011 - Mar 31, 2011	919,163	18.84%
Feb 1, 2011 - Feb 28, 2011	1,346,385	17.67%
% Change	-31.73%	6.62%
Safari		
Mar 1, 2011 - Mar 31, 2011	108,279	2.22%
Feb 1, 2011 - Feb 28, 2011	173,182	2.27%
% Change	-37.48%	-2.35%
Opera		
Mar 1, 2011 - Mar 31, 2011	26,477	0.54%
Feb 1, 2011 - Feb 28, 2011	40,141	0.53%
% Change	-34.04%	3.02%

Cable		
Mar 1, 2011 - Mar 31, 2011	0	0.00%
Feb 1, 2011 - Feb 28, 2011	909,485	11.93%
% Change	-100.00%	-100.00%
Dialup		
Mar 1, 2011 - Mar 31, 2011	0	0.00%
Feb 1, 2011 - Feb 28, 2011	65,950	0.87%
% Change	-100.00%	-100.00%
DSL		
Mar 1, 2011 - Mar 31, 2011	0	0.00%
Feb 1, 2011 - Feb 28, 2011	1,780,126	23.36%
% Change	-100.00%	-100.00%

Traffic Sources Overview

Mar 1, 2011 - Mar 31, 2011
Comparing to: Feb 1, 2011 - Feb 28, 2011



All traffic sources sent a total of 4,879,548 visits

4.43% Direct Traffic

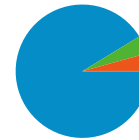
Previous: 3.47% (27.42%)

4.30% Referring Sites

Previous: 3.70% (16.22%)

91.27% Search Engines

Previous: 92.83% (-1.67%)



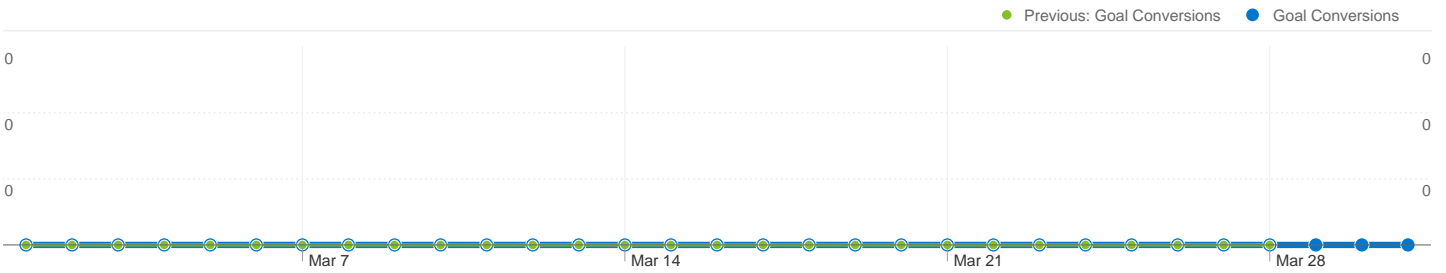
- **Search Engines**
4,453,804.00 (91.27%)
- **Direct Traffic**
216,015.00 (4.43%)
- **Referring Sites**
209,726.00 (4.30%)
- **Other**
3 (> 0.00%)

Top Traffic Sources

Sources	Visits	% visits
google (organic)		
Mar 1, 2011 - Mar 31, 2011	3,812,327	78.13%
Feb 1, 2011 - Feb 28, 2011	6,472,074	84.92%
% Change	-41.10%	-8.00%
bing (organic)		
Mar 1, 2011 - Mar 31, 2011	470,548	9.64%
Feb 1, 2011 - Feb 28, 2011	435,833	5.72%
% Change	7.97%	68.62%
(direct) ((none))		
Mar 1, 2011 - Mar 31, 2011	216,015	4.43%
Feb 1, 2011 - Feb 28, 2011	264,783	3.47%
% Change	-18.42%	27.42%
yahoo (organic)		
Mar 1, 2011 - Mar 31, 2011	108,561	2.22%
Feb 1, 2011 - Feb 28, 2011	90,258	1.18%
% Change	20.28%	87.85%
search (organic)		

Keywords	Visits	% visits
(other)		
Mar 1, 2011 - Mar 31, 2011	798,720	40.11%
Feb 1, 2011 - Feb 28, 2011	718,016	35.55%
% Change	11.24%	12.82%
www.facebook.com.ar		
Mar 1, 2011 - Mar 31, 2011	24,122	1.21%
Feb 1, 2011 - Feb 28, 2011	3,001	0.15%
% Change	703.80%	715.22%
www.avon.com.mx		
Mar 1, 2011 - Mar 31, 2011	9,889	0.50%
Feb 1, 2011 - Feb 28, 2011	6,912	0.34%
% Change	43.07%	45.10%
grippe		
Mar 1, 2011 - Mar 31, 2011	8,439	0.42%
Feb 1, 2011 - Feb 28, 2011	8,245	0.41%
% Change	2.35%	3.81%
www.avon.com.mx meter pedido		

Mar 1, 2011 - Mar 31, 2011	43,601	0.89%	Mar 1, 2011 - Mar 31, 2011	3,384	0.17%
Feb 1, 2011 - Feb 28, 2011	51,996	0.68%	Feb 1, 2011 - Feb 28, 2011	3,136	0.16%
% Change	-16.15%	30.97%	% Change	7.91%	9.44%



Visitors completed 0 goal conversions

0 conversions, Goal 3: Post
Previous: 0 (0.00%)

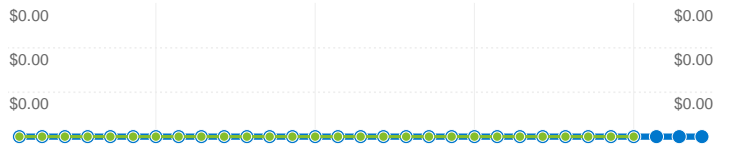
Goal Performance

Goal Conversion Rate

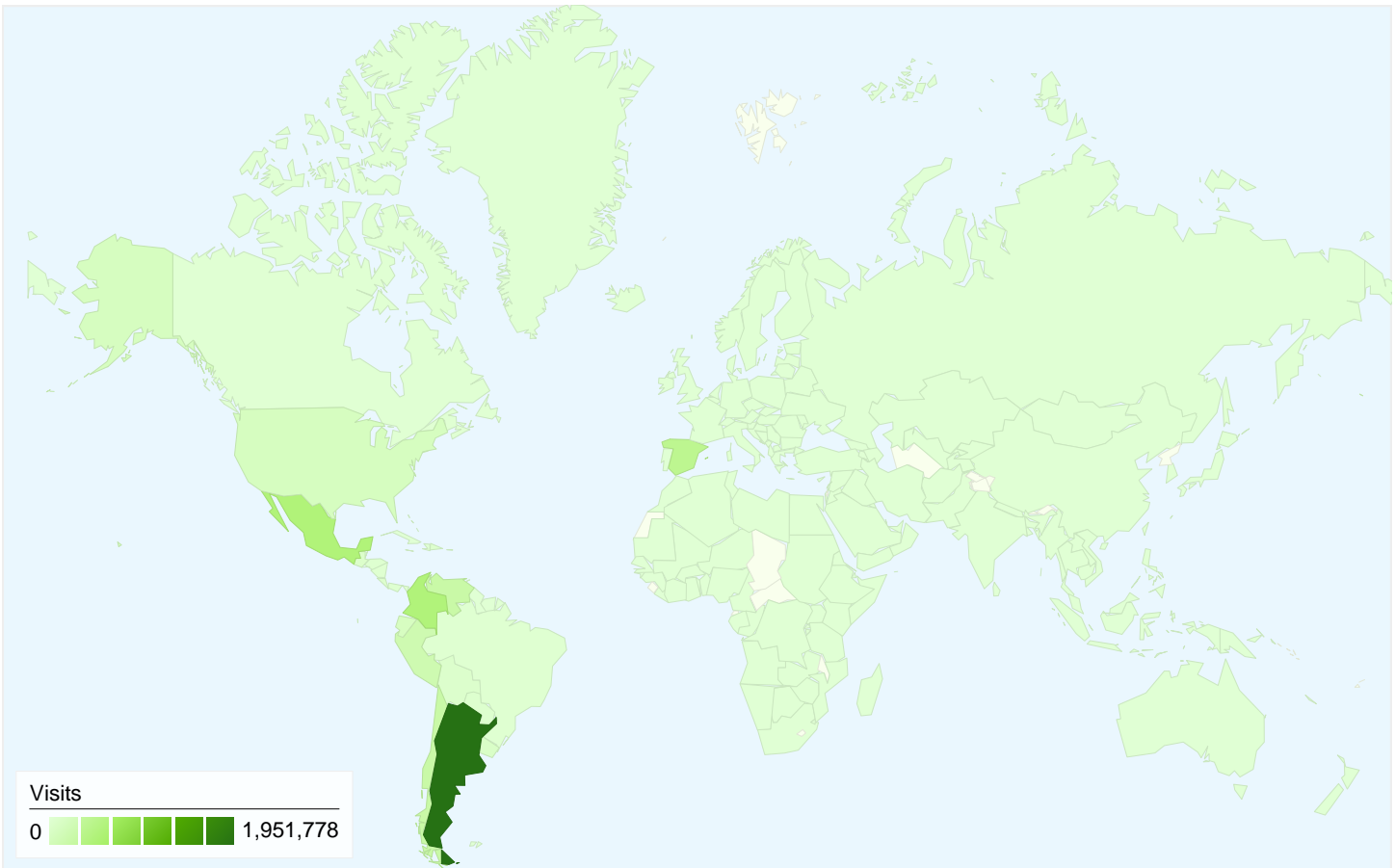


Goal Conversion Rate
0.00%

Total Goal Value



Total Goal Value
\$0.00



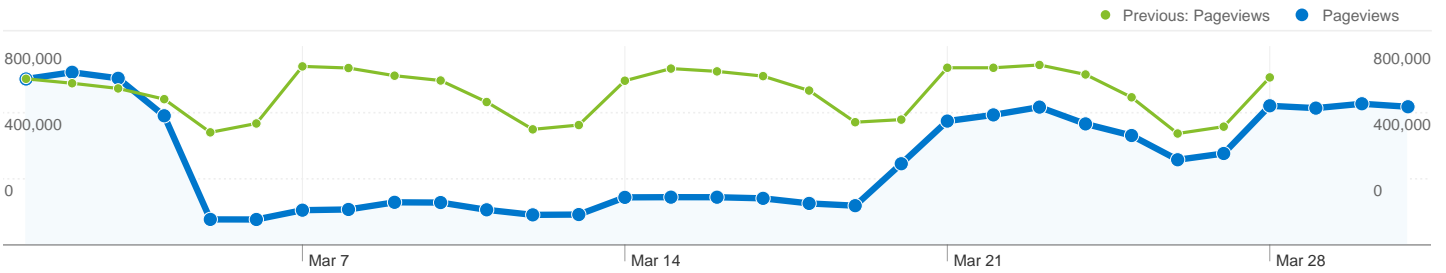
4,879,548 visits came from 205 countries/territories

Site Usage


Visits	Pages/Visit	Avg. Time on Site	% New Visits	Bounce Rate	
4,879,548 Previous: 7,620,974 (-35.97%)	2.18 Previous: 2.26 (-3.30%)	00:01:40 Previous: 00:01:54 (-12.33%)	74.71% Previous: 68.27% (9.44%)	62.45% Previous: 58.71% (6.37%)	
Country/Territory	Visits	Pages/Visit	Avg. Time on Site	% New Visits	Bounce Rate
Argentina					
March 1, 2011 - March 31, 2011	1,951,778	2.25	00:01:48	66.93%	61.74%
February 1, 2011 - February 28, 2011	2,611,783	2.36	00:02:07	56.14%	57.30%
% Change	-25.27%	-4.70%	-15.27%	19.21%	7.74%
Mexico					
March 1, 2011 - March 31, 2011	527,306	2.02	00:01:30	83.40%	64.87%
February 1, 2011 - February 28, 2011	918,335	2.06	00:01:41	78.83%	61.52%
% Change	-42.58%	-2.00%	-10.22%	5.80%	5.44%
Colombia					
March 1, 2011 - March 31, 2011	523,433	2.20	00:01:34	78.20%	61.48%

February 1, 2011 - February 28, 2011	974,995	2.34	00:01:46	71.80%	56.59%
% Change	-46.31%	-5.96%	-11.19%	8.92%	8.65%
Spain					
March 1, 2011 - March 31, 2011	396,414	1.86	00:01:11	80.28%	69.57%
February 1, 2011 - February 28, 2011	748,946	1.94	00:01:22	76.79%	65.56%
% Change	-47.07%	-4.14%	-14.35%	4.55%	6.11%
Venezuela					
March 1, 2011 - March 31, 2011	263,178	2.35	00:01:46	76.74%	57.91%
February 1, 2011 - February 28, 2011	464,162	2.35	00:01:57	71.05%	56.01%
% Change	-43.30%	-0.13%	-9.51%	8.01%	3.38%
Chile					
March 1, 2011 - March 31, 2011	260,778	1.99	00:01:24	80.87%	66.50%
February 1, 2011 - February 28, 2011	368,522	2.11	00:01:45	73.92%	61.13%
% Change	-29.24%	-5.78%	-19.73%	9.39%	8.78%
Peru					
March 1, 2011 - March 31, 2011	204,422	2.17	00:01:34	83.80%	63.14%
February 1, 2011 - February 28, 2011	366,257	2.19	00:01:48	77.94%	59.99%
% Change	-44.19%	-0.70%	-12.65%	7.51%	5.25%
United States					
March 1, 2011 - March 31, 2011	119,974	2.34	00:01:55	79.76%	58.82%
February 1, 2011 - February 28, 2011	196,137	2.35	00:02:04	75.30%	56.80%
% Change	-38.83%	-0.27%	-6.95%	5.92%	3.57%
Ecuador					
March 1, 2011 - March 31, 2011	110,242	2.39	00:01:56	78.48%	57.30%
February 1, 2011 - February 28, 2011	183,291	2.40	00:02:15	71.76%	55.19%
% Change	-39.85%	-0.23%	-13.94%	9.37%	3.83%
Uruguay					
March 1, 2011 - March 31, 2011	78,804	2.25	00:01:41	70.78%	59.73%
February 1, 2011 - February 28, 2011	124,038	2.27	00:01:51	63.43%	56.49%
% Change	-36.47%	-0.95%	-8.57%	11.59%	5.74%

1 - 10 of 205




Pages on this site were viewed a total of 10,654,865 times

 **10,654,865** Pageviews

Previous: 17,209,503 (-38.09%)

 **7,405,023** Unique Views

Previous: 12,285,187 (-39.72%)

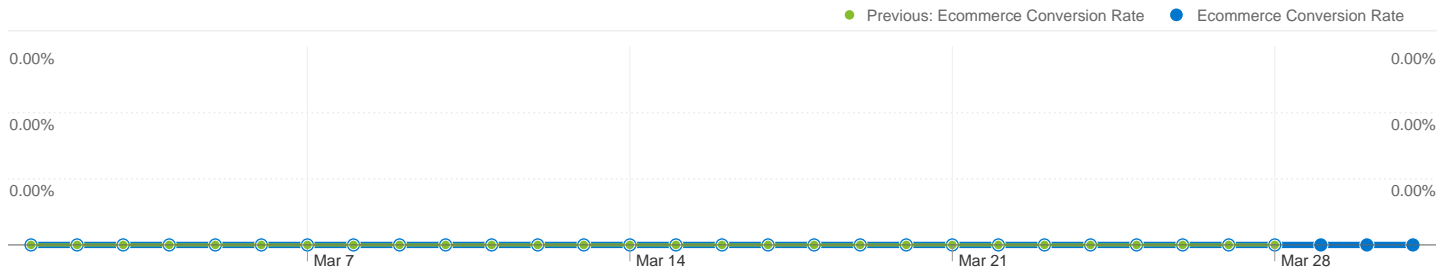
 **62.45%** Bounce Rate

Previous: 58.71% (6.37%)

Top Content

Pages	Pageviews	% Pageviews
/search/index.html		
Mar 1, 2011 - Mar 31, 2011	6,307,368	59.20%
Feb 1, 2011 - Feb 28, 2011	12,620,924	73.34%
% Change	-50.02%	-19.28%
(other)		
Mar 1, 2011 - Mar 31, 2011	406,115	3.81%
Feb 1, 2011 - Feb 28, 2011	407,970	2.37%
% Change	-0.45%	60.78%
/index.html		
Mar 1, 2011 - Mar 31, 2011	109,619	1.03%
Feb 1, 2011 - Feb 28, 2011	139,007	0.81%
% Change	-21.14%	27.37%
/tubuscador/12060.htm		
Mar 1, 2011 - Mar 31, 2011	66,094	0.62%
Feb 1, 2011 - Feb 28, 2011	59,564	0.35%
% Change	10.96%	79.22%
/user/new/index.html		

Mar 1, 2011 - Mar 31, 2011	54,147	0.51%
Feb 1, 2011 - Feb 28, 2011	76,319	0.44%
% Change	-29.05%	14.59%



Sales of 0 products generated \$0.00

0.00% Conversion Rate

Previous: 0.00% (0.00%)

0 Transactions

Previous: 0 (0.00%)

\$0.00 Average Order Value

Previous: \$0.00 (0.00%)

0 Purchased Products

Previous: 0 (0.00%)

Top Revenue Sources

Products	Items	Revenue
There is no data for this view.		

Sources / Medium	Revenue	% Revenue
There is no data for this view.		